

Name _____

Period _____

Tables, Graphs, Equations and Graphing Calculators

Make a table with at least three points.

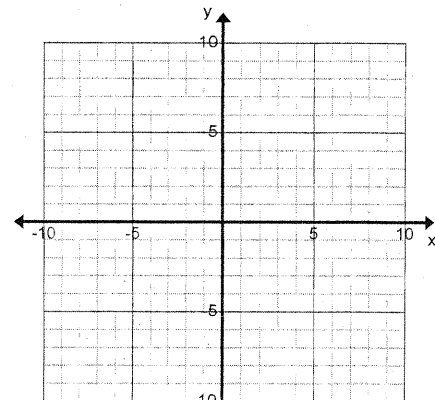
Make a scatterplot.

Change equation to slope-intercept form.

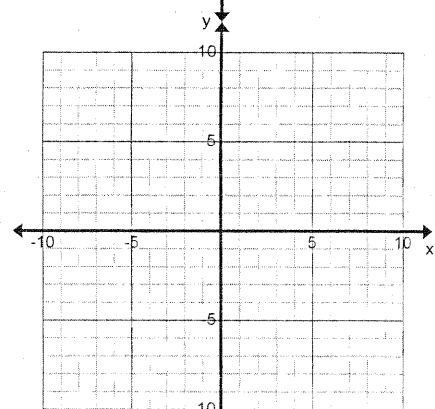
Graph the line.

Do they match?

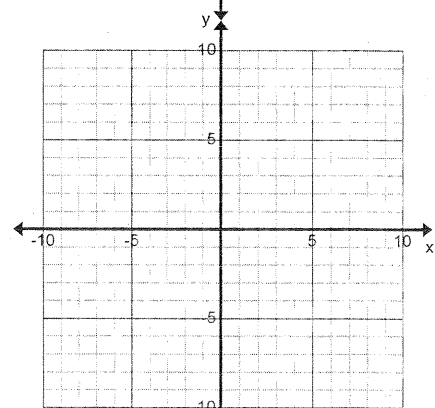
1. $3x + y = 9$



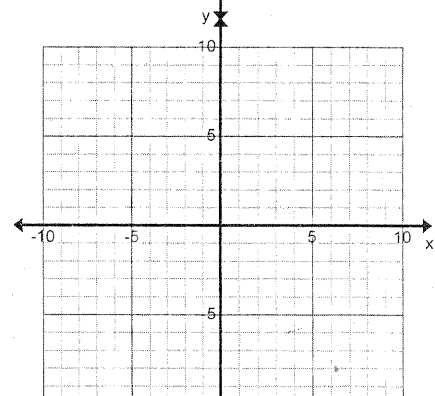
2. $5x - 2y = 10$



3. $x + 2y = 10$



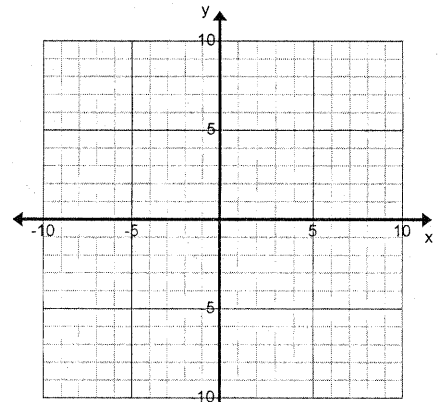
4. $2y - 4x = -4$



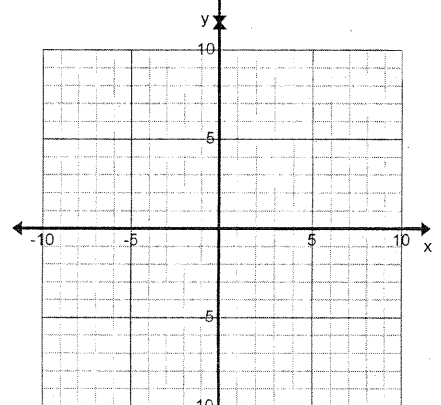
Name _____

Period _____

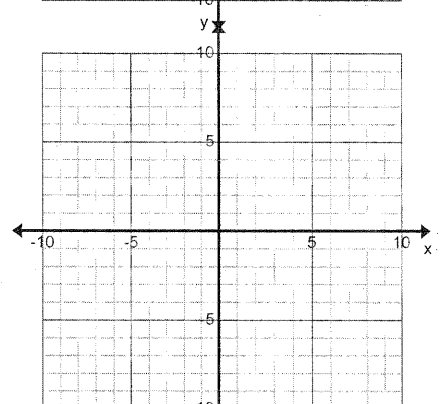
5. $5x + 3y = 15$



6. $4x - y = 8$



7. $-x + y = 12$



8. $6x + 2y = 10$

